
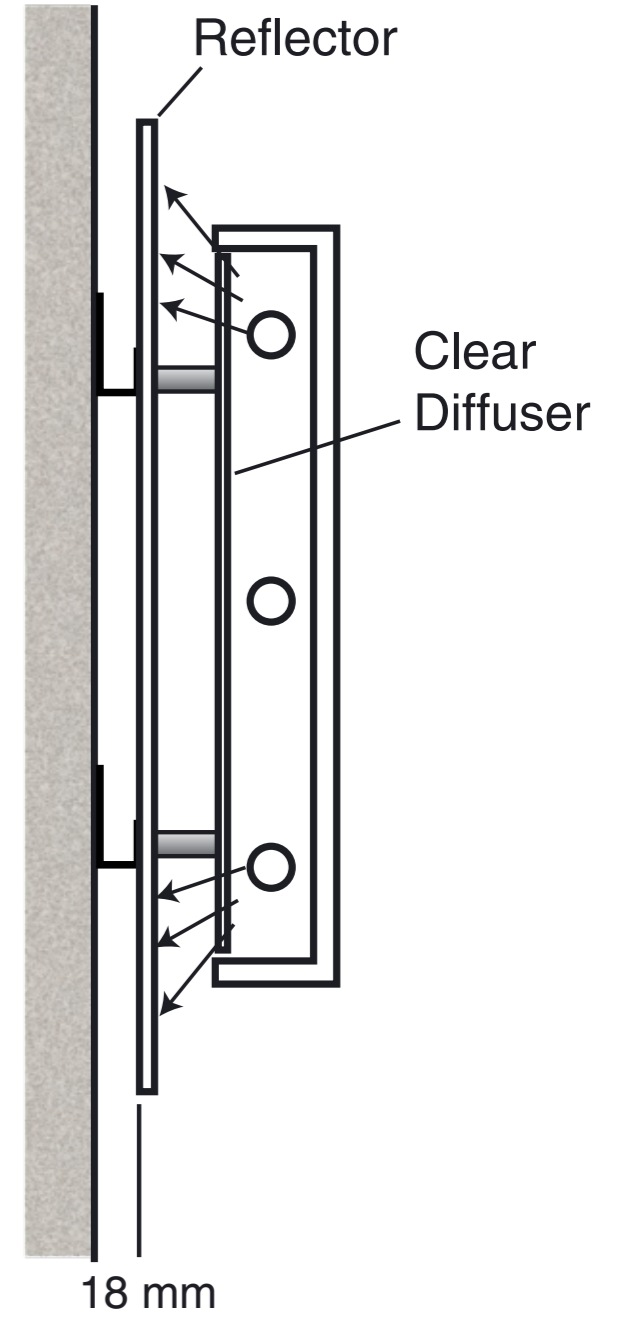


1. DETAIL OF LETTERING

WETHERSPOON
THE KINGS HEAD



Letters With Backplates
Affixed To Brick-Coloured
Rails



Halo-Illuminated
Precision Board Letter
Showing Rails & Stand-off
(Illumination Internal)



NOT TO SCALE



Client:
J.D. Wetherspoon plc

Address:
The Kings Head
Beccles
Norfolk

Designer:
GH
Project Manager:
PE

Date Completed:
27/01/11

Revision:
01

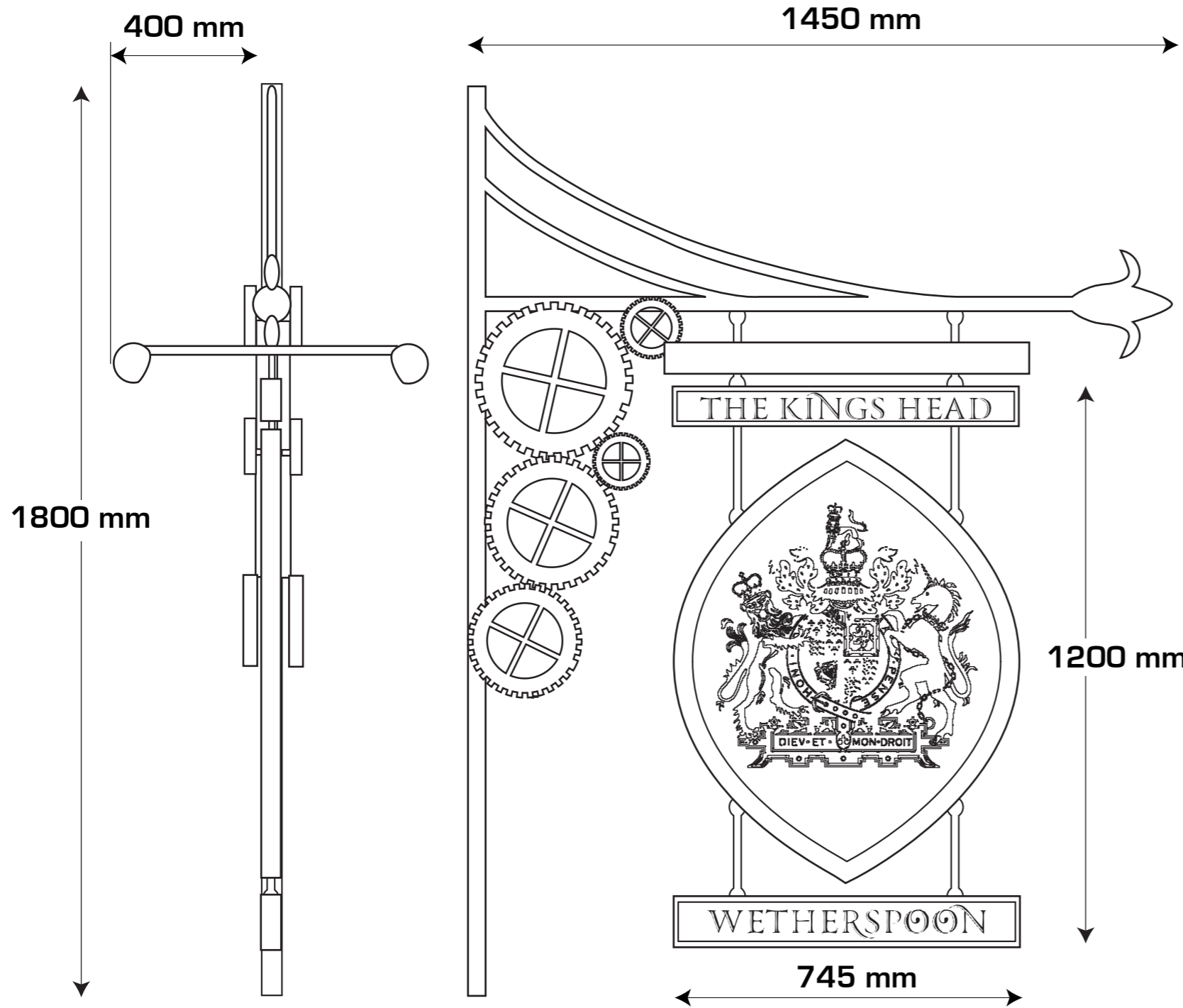
Revision Date:

Approved by:

Date:

DESIGN COPYRIGHT
The designs and illustrations shown on this page are strictly confidential and intended only for the attention of the named client. Any unauthorised reproduction, disclosure or modification is prohibited by copyright.

2. DETAIL OF NEW WALL-MOUNTED PICTORIAL WITH LINOLITE



TROUGH LIGHT & PICTORIAL LINOLITE

Troughlight Technical Specification



Mirror Reflectors



Clip-in Diffuser



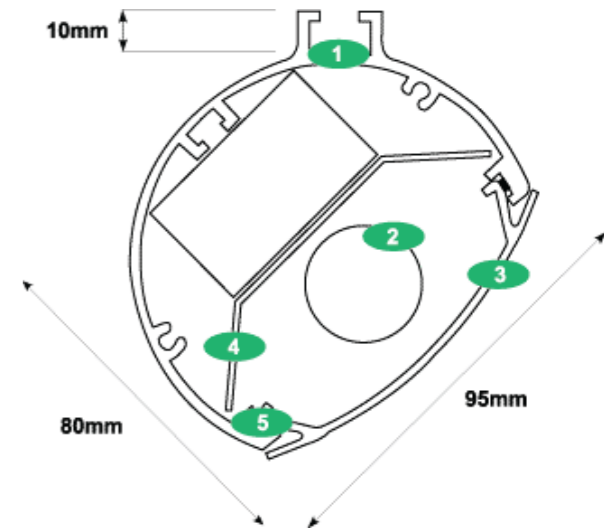
Pictorial Brackets



3 Way Adjustable Bracket

OPTIONS

- Mill finish for own colouring.
- Specialist lighting schemes.
- Full range of stove enamelled colours.
- Non standard bracket projections.



- 1 Specially designed aluminium extrusion supplied up to 6150mm (20 Feet) lengths which can be joined together using cast aluminium connectors. Screw on cast aluminium end caps. Choice of 100, 200, 300, 400 or 500mm adjustable fixing bracket.
- 2 Philips T8 triphosphor fluorescent lamp giving a powerful output with excellent colour rendering.
- 3 Clip-in polycarbonate diffuser for easy tube maintenance.
- 4 Mirror reflector for high performance output.
- 5 Sealed and rated to IP64 for up or down lighting situations.

NOT TO SCALE



Client:
J.D. Wetherspoon plc

Client Contact:

Address:
The Kings Head
Beccles
Norfolk

Designer:
GH

Project Manager:
PE

Date Completed:
27/01/11

Revision:
01


Revision Date:

Approved by:

Date:


DESIGN COPYRIGHT
The designs and illustrations shown on this page are strictly confidential and intended only for the attention of the named client. Any unauthorised reproduction, disclosure or modification is prohibited by copyright.

3. DETAIL OF EXISTING WALL-MOUNTED PICTORIAL WITH LINOLITE



TROUGHLIGHT & PICTORIAL LINOLITE

Troughlight Technical Specification



Mirror Reflectors

Clip-in Diffuser

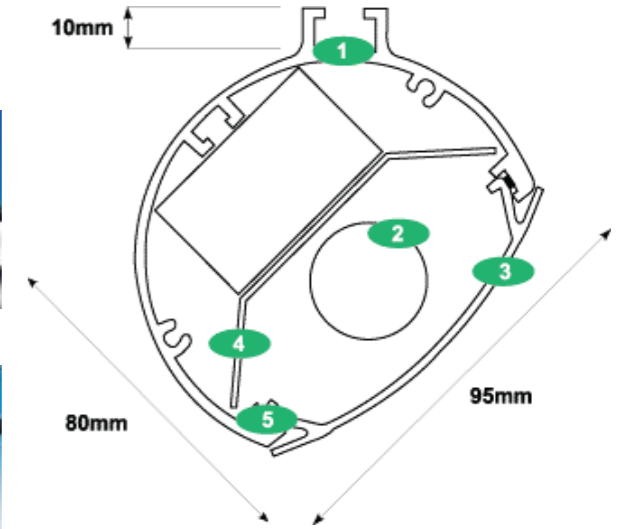


Pictorial Brackets

3 Way Adjustable Bracket

OPTIONS

- Mill finish for own colouring.
- Specialist lighting schemes.
- Full range of stove enamelled colours.
- Non standard bracket projections.



- 1 Specially designed aluminium extrusion supplied up to 6150mm (20 Feet) lengths which can be joined together using cast aluminium connectors. Screw on cast aluminium end caps. Choice of 100, 200, 300, 400 or 500mm adjustable fixing bracket.
- 2 Philips T8 triphosphor fluorescent lamp giving a powerful output with excellent colour rendering.
- 3 Clip-in polycarbonate diffuser for easy tube maintenance.
- 4 Mirror reflector for high performance output.
- 5 Sealed and rated to IP64 for up or down lighting situations.

NOT TO SCALE



Client:
J.D. Wetherspoon plc

Client Contact:

Address:
The Kings Head
Beccles
Norfolk

Designer:
GH

Project Manager:
PE

Date Completed:
27/01/11

Revision:
01

Revision Date:

Approved by:

Date:

DESIGN COPYRIGHT
The designs and illustrations shown on this page are strictly confidential and intended only for the attention of the named client. Any unauthorised reproduction, disclosure or modification is prohibited by copyright.